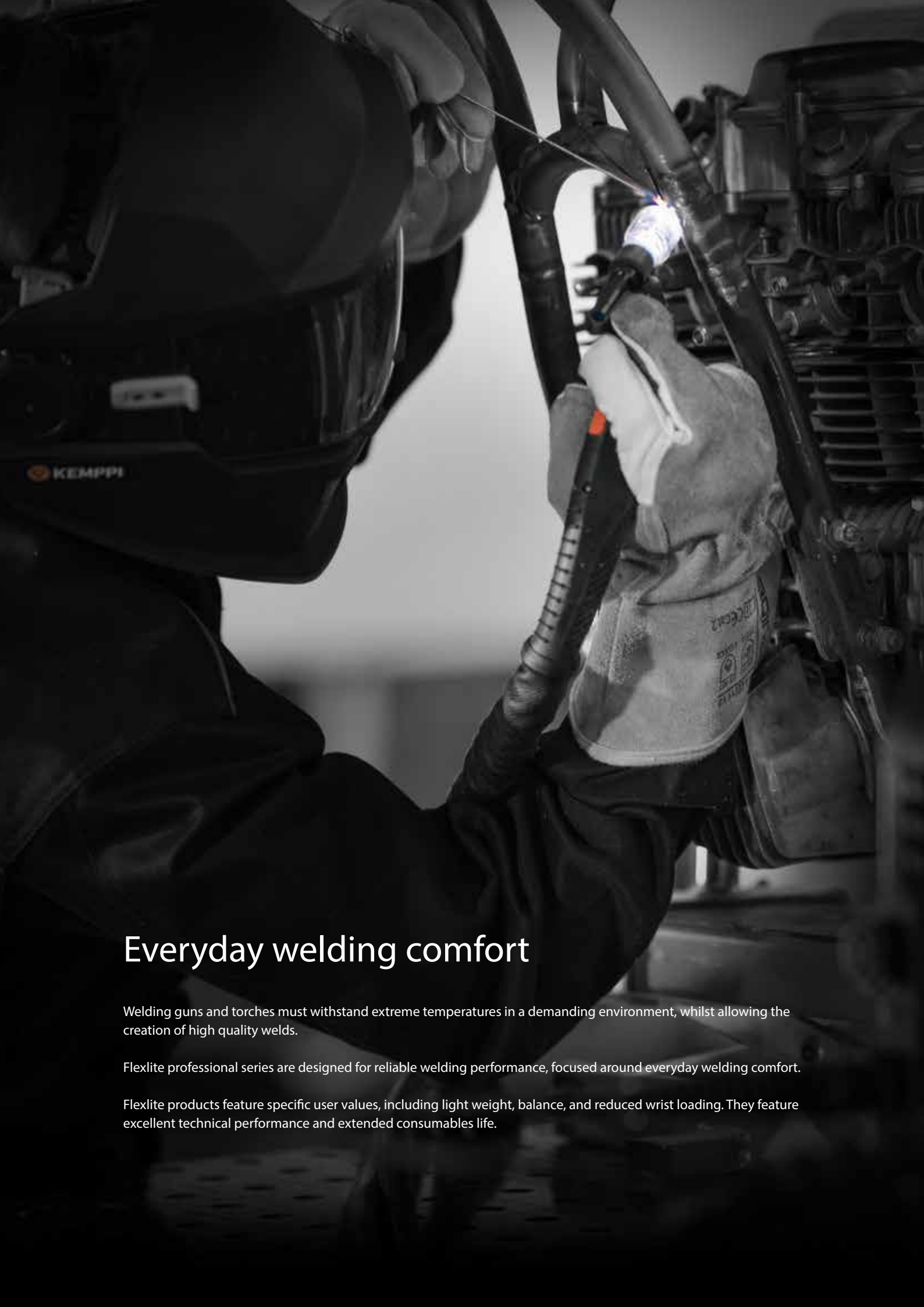


FLEXLiTE

Ignite your passion for welding





KEMPPİ

Everyday welding comfort

Welding guns and torches must withstand extreme temperatures in a demanding environment, whilst allowing the creation of high quality welds.

Flexlite professional series are designed for reliable welding performance, focused around everyday welding comfort.

Flexlite products feature specific user values, including light weight, balance, and reduced wrist loading. They feature excellent technical performance and extended consumables life.



EXCELLENT ERGONOMICS

Flexlite TX torches feature unique and innovative handle flexibility, moving the moment of load away from the welder's wrist, reducing apparent weight and lowering fatigue.



USABILITY MEANS EFFICIENCY

Compact neck designs include rigid, flexible and S-shaped rotating neck designs, offering superb cooling performance and good access to challenging joint designs.



QUALITY IS MORE THAN MEETS THE EYE

Kemppi consumables and accessories support both welding quality and productivity.



Flexlite TX torches for TIG welding

Flexlite TX welding torches for TIG welding increase user comfort and lower welder fatigue. Silicone rubber material gives a firm grip, and the innovative design reduces wrist loading, allowing you to concentrate on challenging tasks to achieve the perfect weld.

Flexlite TX torches are available in alternative power classes and lengths, including different neck versions: fixed, flexible and S-shaped.

MATERIALS SELECTION ELEVATES USABILITY

The Flexlite TX silicone rubber handles are shaped to the hand. They consider both right and left-handed welders and alternative holding positions. Combined with cables set flexibility and leather sheathing protection, Flexlite TX materials selection elevates usability to maximize welding comfort and practical durability.



Flexlite TX models

Welding capacity, physical size and reach are primary considerations when selecting the torch for your application. Thermal efficiency, consumables design and lifecycle, are values that will improve your welding satisfaction and overall costs.

Flexlite products offer a wide models range, so you can be sure to select the capacity, size, and length, to match your application. Be it road vehicles or aerospace, Flexlite ignites your passion for welding.



TX 135GF

TX 165GF

TX 165GS

TX 165G
TX 225G

TX 225GS

TX 255WS

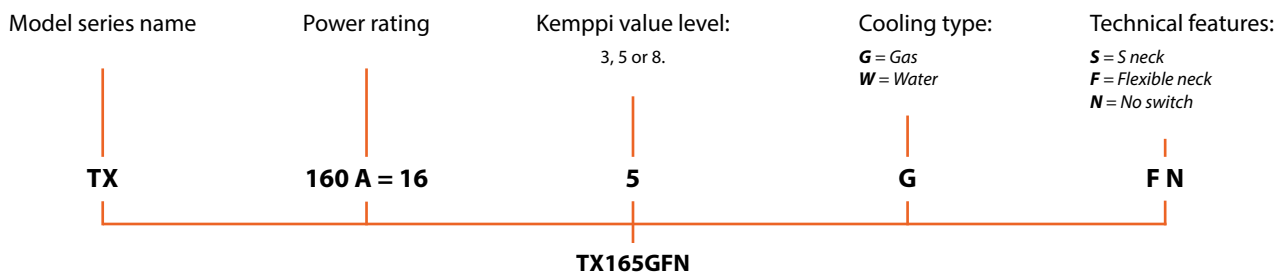
TX 305WF

TX 355W










FLEXLITE TIG TORCH BODIES		TX 135GF	TX 165GF	TX 165GS	TX 165G	TX 225G	TX 225GS	TX 255WS	TX 305WF	TX 355W
Type of cooling		Gas	Gas	Gas	Gas	Gas	Gas	Liquid	Liquid	Liquid
Coolant flow rate (l/min)	l/min	-	-	-	-	-	-	1	1	1
Coolant pressure (min)	MPa	-	-	-	-	-	-	0.1	0.1	0.1
Coolant pressure (max)	MPa	-	-	-	-	-	-	0.5	0.5	0.5
Arc striking voltage	kV	10	10	10	10	10	10	10	10	10
Type of connection	Current-gas	R1/4	R1/4	R1/4	R1/4	R1/4	R1/4	R1/4	R1/4	R1/4
	Control	7-pin	7-pin	7-pin	7-pin	7-pin	7-pin	7-pin	7-pin	7-pin
	Coolant	-	-	-	-	-	-	Snap connector	Snap connector	Snap connector
Electrode diameters	mm	1.0...2.4	1.0...4.0	1.0...2.4	1.0...4.0	1.0...4.0	1.0...4.0	1.0...2.4	1.0...2.4	1.0...4.0
Load capacity @ 40 % (Argon)	A	130	160	160	160	220	220	250	300	350
Load capacity @ 100 % (Argon)	A	-	-	-	-	-	-	200	200	250
Operating temperature range	°C	-10...+40	-10...+40	-10...+40	-10...+40	-10...+40	-10...+40	-10...+40	-10...+40	-10...+40
Storage temperature range	°C	-40...+60	-40...+60	-40...+60	-40...+60	-40...+60	-40...+60	-40...+60	-40...+60	-40...+60
Minimum cooling power at 1.0 l/min	kW	-	-	-	-	-	-	1.0 kW	1.0 kW	1.0 kW
Remote control		Optional	Optional	Optional	Optional	Optional	Optional	Optional	Optional	Optional
Neck type		Flexible	Flexible	Rotating	70° angle	70° angle	Rotating	Rotating	Flexible	70° angle
Torch body type		Small	Large	Small	Large	Large	Large	Small	Small	Large

These equipment comply with standard IEC 60974-7.

Name reveals the qualities of a Flexlite torch



Torch bodies compatibility table

		TX135GF	TX165GF	TX165GS	TX165G/ TX225G	TX225GS	TX255WS	TX305WF	TX355W
SP013377		●	○	○	○	○			
SP013386		○	●	○	○	○			
SP013394 *		○	○	●	○	●			
SP801064 *		○	○	●	○	○	●	○	○
SP013404 *		○	○	○	○	●	○	○	○
SP013362		○	○	○	●	○			
SP014575 *							●	○	○
SP014126							○	●	○
SP013423							○	○	●

* SP014575 Requires always SP801064 or SP013404
 SP013394 Requires always SP801064 or SP013404
 SP801064 and SP013404 cannot be used separately

● = Standard delivery ○ = Accessory

Trigger switch options

Available with or without a trigger switch, Flexlite TX range also includes an optional switch extension to replace the regular switch. It makes the trigger control more accurate when holding the torch close to the welding head.



Regular switch



Switch extension



No switch

Remote control options

Whatever your preference and machine type, Flexlite TX TIG torches offer an alternative on-torch remote control, which allows accurate and immediate welding current adjustment at distance. Select either rocker or roller type of switch.



Torch remote control (rocker model)



Torch remote control (roller model)



Kemppi consumables support welding quality and productivity

Consumables represent only a small portion of the total costs in TIG welding, but from the quality point of view they play an important role.

Kemppi offers all consumables for your TIG welding applications. Manufactured using the best processes and materials, Kemppi consumables help you create top quality TIG welds. Kemppi consumables and accessories are designed especially to suit your Flexlite torches. To get the best quality and cost-effectiveness for your welding, equip your Flexlite torch with Kemppi consumables.

QUALITY IS MORE THAN MEETS THE EYE!

Shielding gas flow has a significant effect on weld quality. Normally shielding gas flow is invisible, but this simulation demonstrates how torch design and consumable parts affect gas turbulence and effective shielding gas coverage.

Kemppi gas lenses include many high-quality gas diffuser mesh layers. This structure provides the best performance by improving the laminar flow compared to other conventional designs.

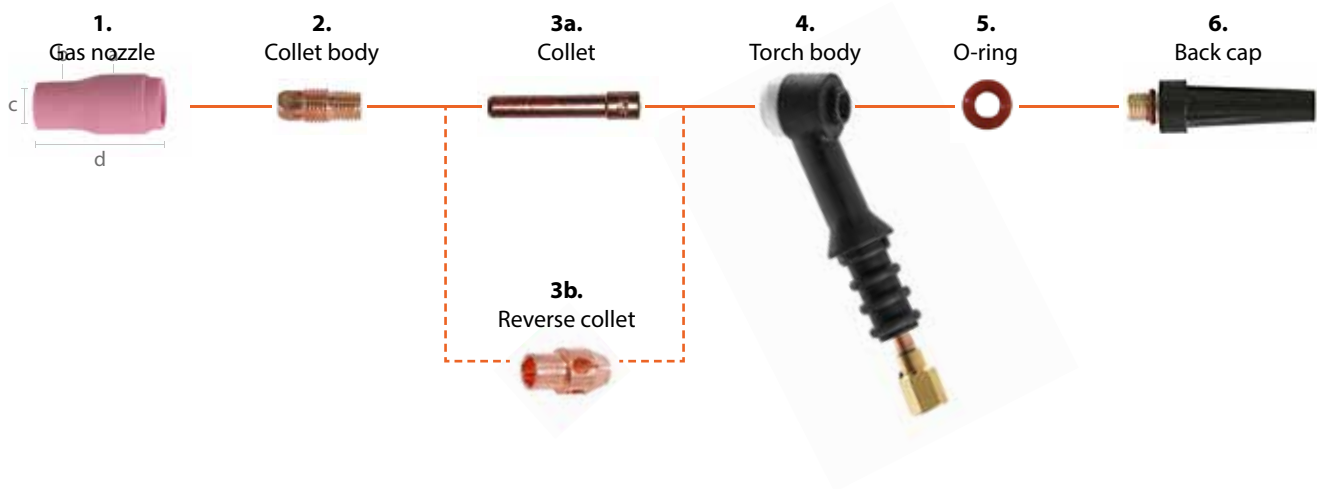


The picture on the right shows a highly turbulent flow, offering poor shielding and elevated gas consumption.

The picture on the left defines a torch fitted with a Kemppi gas lens kit, creating a smooth laminar gas flow, excellent weld pool shielding and economic gas usage.

CONSUMABLES

Small torch body, standard consumables



1. Gas nozzle		mm			
No.	Ordering code	a	b	c	d
4	7990760	14.5	10	6.5	30
5	7990761*	14.5	11	8	30
6	7990762	14.5	14.5	10	30
7	7990763	14.5	14.5	11	30

2. Collet body	
ø 1.0	7990660
ø 1.6	7990661
ø 2.4	7990662 *

3a. Collet	
ø 1.0	7990635
ø 1.6	7990636
ø 2.4	7990637 *

3b. Reverse collet	
ø 1.0	7990640
ø 1.6	7990641
ø 2.4	7990642

4. Torch body	
SP013377	
SP013386	
SP013394	
SP801064	
SP013404	
SP013362	

See suitability from torch bodies compatibility table on page 5.

5. O-ring	
7990790	

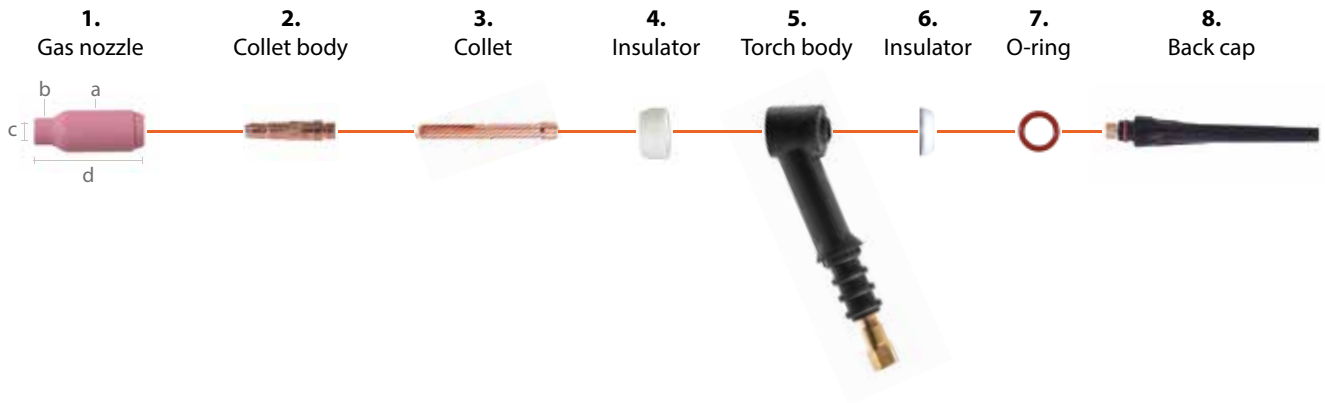
6. Back cap		Length (mm)
Small	7990730	18
Medium	7990734 *	48
Long	7990740	145

Electrode		
Grey	ø 1.0	9873531
	ø 1.6	9873532
	ø 2.4	9873533 *
White	ø 1.0	9873520
	ø 1.6	9873521
	ø 2.4	9873522
Length of all electrodes 175 mm		

* Delivery equipment is for ø 2.4 mm electrode. Lens equipment is delivered as an accessory. The above mentioned dimensions are directive.

CONSUMABLES

Large torch body, standard consumables



1. Gas nozzle		mm			
No.	Ordering code	a	b	c	d
4	7990766	18	11.5	6.5	47.5
5	7990770	18	12.5	8	47.5
6	7990771 *	18	14.5	9.5	47.5
7	7990772	18	16	11	47.5
8	7990773	18	18	12.5	47.5
10	7990775	21	21	16	47.5
12	7990776	24	24	19	47.5

2. Collet body	
∅ 1.6	7990681
∅ 2.4	7990682 *
∅ 3.2	7990683
∅ 4.0	7990684

3. Collet	
∅ 1.6	9876867
∅ 2.4	9876868 *
∅ 3.2	9876869
∅ 4.0	9876870

4. Insulator	
SP9580266	

5. Torch body	
SP013377	
SP013386	
SP013394	
SP801064	
SP013404	
SP013362	
SP014575	
SP014126	
SP013423	

See suitability from torch bodies compatibility table on page 5.

6. Insulator	
SP9580267	

7. O-ring	
7990791	

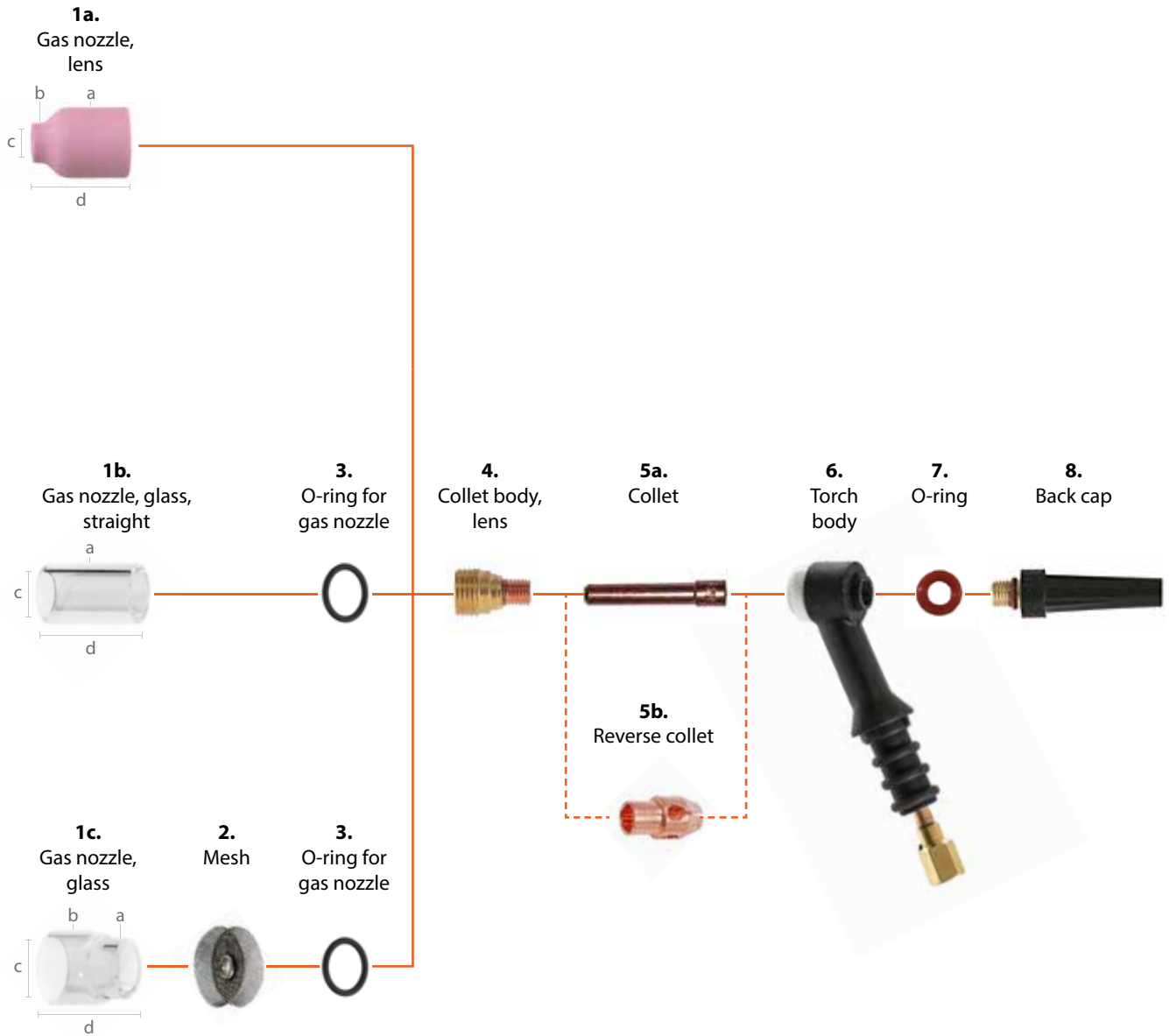
8. Back cap		Length (mm)
Small	7990731	26
Medium	7990735	58
Long	7990741 *	120

Electrode		
Grey	∅ 1.6	9873532
	∅ 2.4	9873533 *
	∅ 3.2	9873534
	∅ 4.0	9873535
White	∅ 1.6	9873521
	∅ 2.4	9873522
	∅ 3.2	9873523
Green	∅ 4.0	9873524
	∅ 4.0	9873505
Length of all electrodes 175 mm		

* Delivery equipment is for ∅ 2.4 mm electrode. Lens equipment is delivered as an accessory. The above mentioned dimensions are directive.

CONSUMABLES

Small torch body, lens consumables



1a. Gas nozzle, lens		mm			
No.	Ordering code	a	b	c	d
4	7990779	18.5	10.5	7	25.5
5	7990780	18.5	12	8	25.5
6	7990781	18.5	13.5	9.5	25.5
7	7990782	18.5	15	11	25.5

1b. Gas nozzle, glass, straight		mm		
	Ordering code	a	c	d
Straight	SP015847	19.9	14.8	32.5

1c. Gas nozzle, glass		mm			
	Ordering code	a	b	c	d
15/20 mm	SP015848	20.2	25.3	21	28.3

2. Mesh
SP015851

3. O-ring for gas nozzle, glass
SP009746

4. Collet body, lens	
∅ 1.0	7990700
∅ 1.6	7990701
∅ 2.4	7990702

5a. Collet	
∅ 1.0	7990635
∅ 1.6	7990636
∅ 2.4	7990637

5b. Reverse collet	
∅ 1.0	7990640
∅ 1.6	7990641
∅ 2.4	7990642

6. Torch body
SP013377
SP013386
SP013394
SP801064
SP013404
SP013362

See suitability from torch bodies compatibility table on page 5.

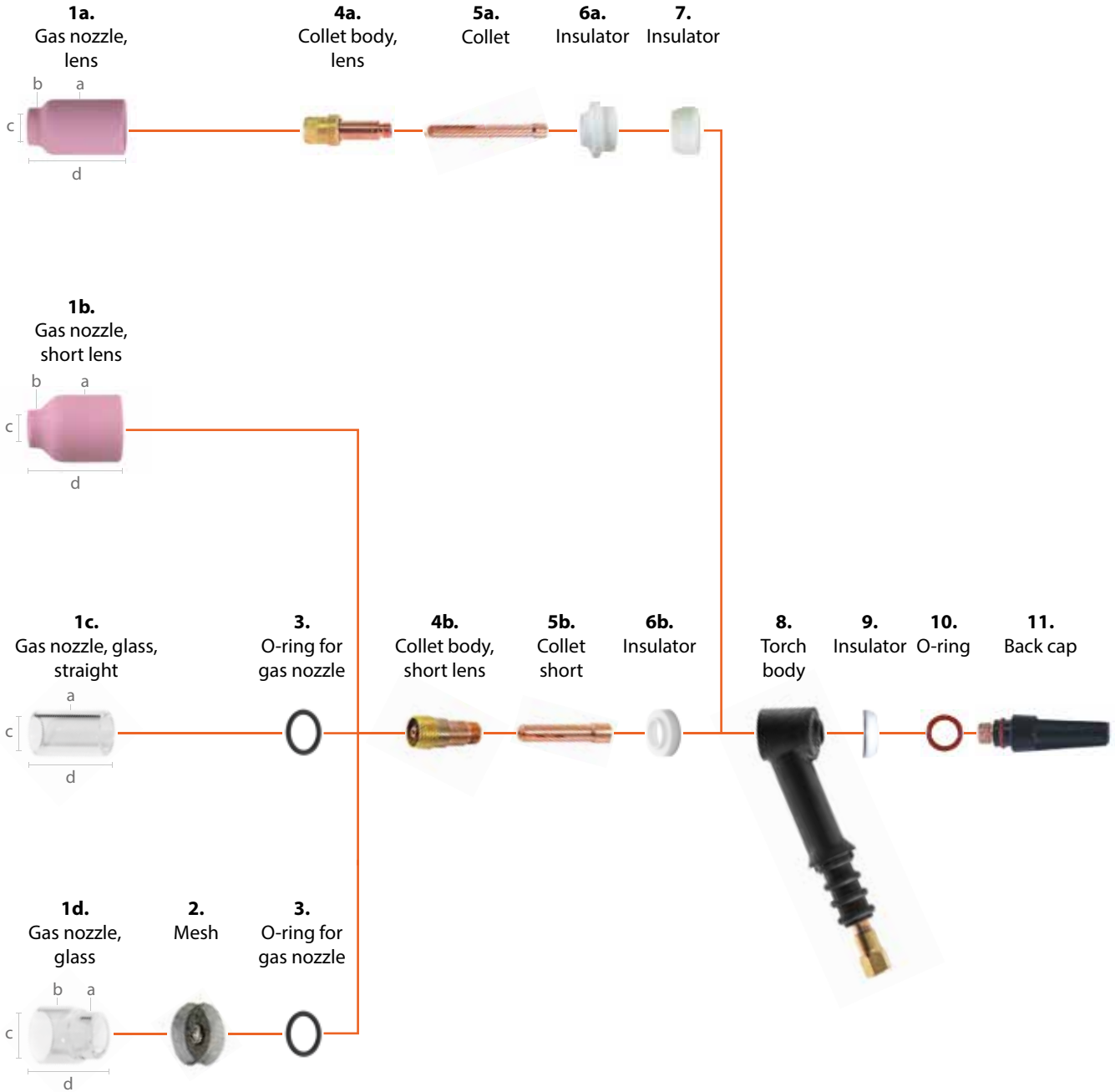
7. O-ring
7990790

8. Back cap	Length (mm)	
Small	7990730	18
Medium	7990734	48
Long	7990740	145

Electrode		
Grey	∅ 1.0	9873531
	∅ 1.6	9873532
	∅ 2.4	9873533
White	∅ 1.0	9873520
	∅ 1.6	9873521
	∅ 2.4	9873522
Length of all electrodes 175 mm		

CONSUMABLES

Large torch body, lens consumables



1a. Gas nozzle, lens		mm			
No.	Ordering code	a	b	c	d
5	7990783	25	12.5	7.5	42
6	7990784	25	14	9	42
7	7990785	25	15.5	11	42
8	7990786	25	16.5	12	42
11	7990787	25	22	17	42

1b. Gas nozzle, short lens		mm			
No.	Ordering code	a	b	c	d
4	7990779	18.5	10.5	7	25.5
5	7990780	18.5	12	8	25.5
6	7990781	18.5	13.5	9.5	25.5
7	7990782	18.5	15	11	25.5

1c. Gas nozzle, glass		mm		
	Ordering code	a	c	d
Straight	SP015847	19.9	14.8	32.5

1d. Gas nozzle, glass		mm			
	Ordering code	a	b	c	d
15/20 mm	SP015848	20.2	25.3	21	28.3

2. Mesh
SP015851

3. O-ring for gas nozzle, glass
SP009746

4a. Collet body, lens	
ø 1.6	7990711
ø 2.4	7990712
ø 3.2	7990713
ø 4.0	7990714

4b. Collet body, short lens	
ø 1.6	SP015842
ø 2.4	SP015843
ø 3.2	SP015844

5a. Collet	
ø 1.6	9876867
ø 2.4	9876868
ø 3.2	9876869
ø 4.0	9876870

5b. Collet, short	
ø 1.6	7990655
ø 2.4	7990656
ø 3.2	7990657

6a. Insulator
9876860

6b. Insulator
SP015849

7. Insulator
SP9580266

8. Torch body
SP013377
SP013386
SP013394
SP801064
SP013404
SP013362
SP014575
SP014126
SP013423

See suitability from torch bodies compatibility table on page 5.

9. Insulator
SP9580267

10. O-ring
SP7990791

11. Back cap		Length (mm)
Small	7990731	26
Medium	7990735	58
Long	7990741	120

Electrode		
Grey	ø 1.6	9873532
	ø 2.4	9873533
	ø 3.2	9873534
	ø 4.0	9873535
White	ø 1.6	9873521
	ø 2.4	9873522
	ø 3.2	9873523
Green	ø 4.0	9873524
	ø 4.0	9873505
Length of all electrodes 175 mm		

CONSUMABLE KITS

Kemppi genuine PRO consumable starter kits include a complete set of consumables for your TIG welding applications. Kits provide all TIG torch accessories you need to start welding. They include multiple size nozzles, glass nozzles, lenses, collets and collet bodies ready to be used with small or big torch bodies.

The kits come complete with pre-labeled cartoon box for convenient storage and easy re-ordering. See more detailed content in the table below. PRO KIT 5/16-24 is for small torch bodies and PRO KIT 3/8-32 is for large torch bodies.

By selecting Kemppi TIG consumables you will receive the durability and performance that you need.



PRO KIT 5/16-24		
Code	Description	Amount
W016085	PRO KIT 5/16-24, including:	1
7990635	COLLET 1.0 S	3
7990636	COLLET 1.6 S	3
7990637	COLLET 2.4 S	3
SP9878013	INSULATOR S	2
7990730	BACK CAP SHORT S	1
7990734	BACK CAP MEDIUM S	1
7990740	BACK CAP LONG S	1
7990700	COLLET BODY LENS 1.0 S	1
7990701	COLLET BODY LENS 1.6 S	1
7990702	COLLET BODY LENS 2.4 S	1
7990779	GAS NOZZLE LENS 4 S	1
7990780	GAS NOZZLE LENS 5 S	1
7990781	GAS NOZZLE LENS 6 S	1
7990782	GAS NOZZLE LENS 7 S	1
SP015847	GAS NOZZLE GLASS STRAIGHT	2
SP015848	GAS NOZZLE GLASS 15/20MM	2
SP009746	O RING GAS NOZZLE GLASS	4
SP015851	MESH GAS NOZZLE GLASS	2

PRO KIT 3/8-32		
Code	Description	Amount
W016086	PRO KIT 3/8-32, including:	1
7990780	GAS NOZZLE LENS 5 S	1
7990781	GAS NOZZLE LENS 6 S	1
7990782	GAS NOZZLE LENS 7 S	1
7990779	GAS NOZZLE LENS 4 S	1
7990655	COLLET SHORT 1.6 L	3
7990656	COLLET SHORT 2.4 L	3
7990657	COLLET SHORT 3.2 L	3
SP015842	COLLET BODY LENS SHORT 1.6 L	1
SP015843	COLLET BODY LENS SHORT 2.4 L	1
SP015844	COLLET BODY LENS SHORT 3.2 L	1
SP9580267	INSULATOR UP L	1
SP015849	INSULATOR SPECIAL L	2
7990731	BACK CAP SHORT L	1
7990735	BACK CAP MEDIUM L	1
7990741	BACK CAP LONG L	1
SP015847	GAS NOZZLE GLASS STRAIGHT	2
SP015848	GAS NOZZLE GLASS 15/20MM	2
SP009746	O RING GAS NOZZLE GLASS	4
SP015851	MESH GAS NOZZLE GLASS	2

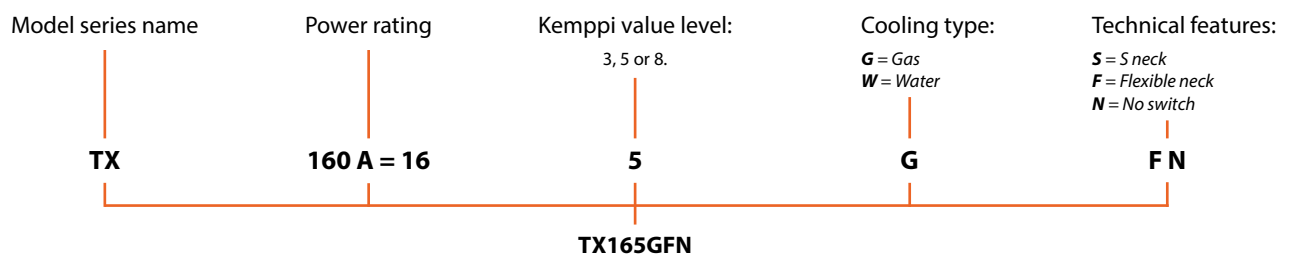
ORDERING INFORMATION

FLEXLITE TX			
Product	Ordering code		
	4 m:	8 m:	16 m:
FLEXLITE TX 135GF	TX135GF4	TX135GF8	TX135GF16
FLEXLITE TX 165GF	TX165GF4	TX165GF8	TX165GF16
FLEXLITE TX 165GS	TX165GS4	TX165GS8	TX165GS16
FLEXLITE TX 165G	TX165G4	TX165G8	TX165G16
FLEXLITE TX 225G	TX225G4	TX225G8	TX225G16
FLEXLITE TX 225GS	TX225GS4	TX225GS8	TX225GS16
FLEXLITE TX 305WF	TX305WF4	TX305WF8	TX305WF16
FLEXLITE TX 255WS	TX255WS4	TX255WS8	TX255WS16
FLEXLITE TX 355W	TX355W4	TX355W8	TX355W16
FLEXLITE TX 135GFN	TX135GFN4	TX135GFN8	-
FLEXLITE TX 165GFN	TX165GFN4	TX165GFN8	-
FLEXLITE TX 165GSN	-	TX165GSN8	-
FLEXLITE TX 225GN	TX225GN4	TX225GN8	-
FLEXLITE TX 255WSN	-	TX255WSN8	-
FLEXLITE TX 305WFN	-	TX305WFN8	-
FLEXLITE TX 355WN	-	TX355WN8	-

FLEXLITE TX remotes (optional)		
Product	Ordering code	
	For water-cooled torch:	For gas-cooled torch:
FLEXLITE TXR10 remote, roller switch	TXR10W	TXR10G
FLEXLITE TXR20 remote, rocker switch	TXR20W	TXR20G

FLEXLITE TX other accessories (optional)	
Product	Ordering code
FLEXLITE TX trigger extension	SP014802

Name reveals the qualities of a Flexlite torch



Kemppi is the pioneering company within the welding industry. It is our role to develop solutions that make you win business. Headquartered in Lahti, Finland, Kemppi employs over 800 welding industry experts in 17 countries and has a revenue of more than 150 MEUR. Our offering includes welding solutions - intelligent equipment, welding management software and expert services - for both demanding industrial applications and ready-to-weld needs. Local expertise is available via our global partner network covering over 60 countries.

www.kemppi.com |        

